

Name _____ Date _____

Spelling List 9

1. catch _____

2. shape _____

3. trash _____

4. phone _____

5. white _____

6. boy _____

7. follow _____

8. came _____

9. want _____

10. show _____

Challenge Words (optional)

11. adult _____

12. giant _____

13. alive _____

14. covered _____

15. mammal _____

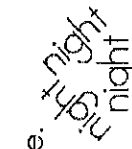
My Spelling Words

1. _____
2. _____
3. _____
4. _____
5. _____
6. _____
7. _____
8. _____
9. _____
10. _____

Spelling Homework Week

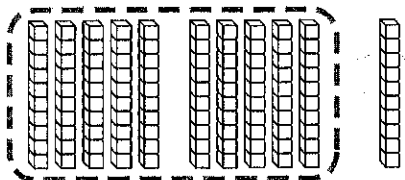
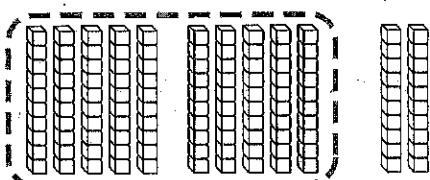
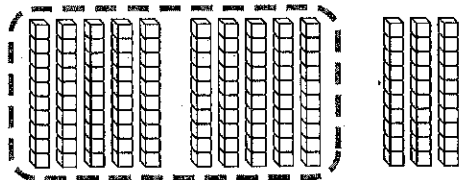
Name _____ Date _____

Choose at least 3 spelling activities to complete this week. The activities must make a tic-tac-toe line: horizontal, vertical, or diagonal three-in-a-row. Have a grown-up initial next to the activities you complete. You may substitute these activities with your own if you wish. Staple any additional papers to the back. This is due _____.

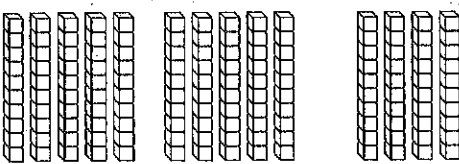
<p>Write your words around the outside of a paper. Keep going until you get to the middle.</p> <p style="text-align: right;">_____ initial</p>	<p>Use colored pens or markers to write your words 3 times each.</p>	<p>Write each of your words 3 times to make a triangle.</p> <p style="text-align: center;">  </p> <p style="text-align: right;">_____ initial</p>
<p>Write each word. Draw a line through the silent letters.</p>	<p>Lay on your back with your feet in the air. Use your toe to write your spelling words in the air.</p>	<p>Draw and color a picture. Hide your spelling words in the picture. Show your picture to someone and see if they can find each word.</p> <p style="text-align: right;">_____ initial</p>
<p>Write your words in a pyramid.</p> <p style="text-align: center;"> s sn sno snow </p> <p style="text-align: right;">_____ initial</p>	<p>Write each of your spelling words. Next to each word, write a rhyming word. Your rhyming words can be nonsense words, but make them follow the same spelling pattern.</p> <p style="text-align: right;">_____ initial</p>	<p>Type your words in big or little letters.</p> <p style="text-align: right;">_____ initial</p>

Name _____

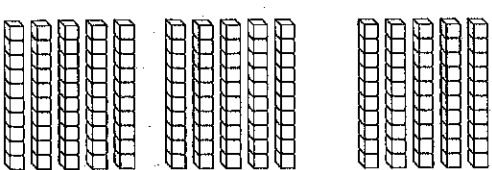
Explore 3-Digit Numbers

<p style="text-align: center;">10 tens</p> 	<p style="text-align: center;"><u>11</u> tens</p> <p style="text-align: center;"><u>1</u> hundred <u>1</u> ten</p> <p style="text-align: center;"><u>110</u></p>
<p style="text-align: center;">10 tens</p> 	<p style="text-align: center;"><u>12</u> tens</p> <p style="text-align: center;"><u>1</u> hundred <u>2</u> tens</p> <p style="text-align: center;"><u>120</u></p>
<p style="text-align: center;">10 tens</p> 	<p style="text-align: center;"><u>13</u> tens</p> <p style="text-align: center;"><u>1</u> hundred <u>3</u> tens</p> <p style="text-align: center;"><u>130</u></p>

Circle tens to make 1 hundred. Write the number in different ways.

1.  _____ tens

_____ hundred _____ tens

2.  _____ tens

_____ hundred _____ tens

Name _____

Tens and Hundreds Mystery

Read each problem.

Draw a quick picture to solve.

1. Each box holds 10 cartons of milk.
There are 300 cartons of milk.
How many boxes are there?

_____ boxes

2. There are 10 stripes on each button.
There are 50 buttons.
How many stripes are on 50 buttons?

_____ stripes

3. Fish are swimming in groups of 10.
There are 200 fish.
How many groups are there?

_____ groups



Writing and Reasoning Tim wants to collect 400 stickers.
If he makes pages of 10, how will he know when he has 400 stickers?
