

Name _____ Date _____

Spelling List 6

1. box _____
2. dog _____
3. long _____
4. rope _____
5. nose _____
6. say _____
7. great _____
8. where _____
9. help _____
10. through _____

Challenge Words (optional)

11. climate _____
12. fresh _____
13. sense _____
14. adapt _____
15. freedom _____

My Spelling Words

1. _____
2. _____
3. _____
4. _____
5. _____
6. _____
7. _____
8. _____
9. _____
10. _____

Spelling Homework Week

Name _____

Date _____

Choose at least 3 spelling activities to complete this week. The activities must make a tic-tac-toe line: horizontal, vertical, or diagonal three-in-a-row. Have a grown-up initial next to the activities you complete. You may substitute these activities with your own if you wish. Staple any additional papers to the back. This is due _____.

<p>Military spelling. Do jumping jacks. As you clap, say a letter to spell your words.</p> <p>Initial _____</p>	<p>Write each spelling word with a pen, pencil or crayon. Trace over the word at least 3 times. Use a different color each time. Do this for each of your words. DO NOT use black or brown when tracing.</p> <p>Initial _____</p>	<p>Write your spelling words together without spaces. Your spelling words will be one long word. <i>doorwindowedgreen</i></p> <p>Initial _____</p>
<p>Use your finger to spell your words in a sandbox (or salt poured onto a plate or box lid).</p> <p>Initial _____</p>	<p>Have someone give you a pretend test.</p> <p>Initial _____</p>	<p>Write your words in waves or zigzags.</p> <p>Initial _____</p>
<p>Write each word as many times as there are letters in the word.</p> <p>Initial _____</p>	<p>Draw a picture of a big flower. Write each of your spelling words on one of the petals or on a leaf. Draw extra flowers if you run out of room.</p> <p>Initial _____</p>	<p>Write your words in the air.</p> <p>Initial _____</p>

Name _____

Practice

8-5

Adding Two-Digit Numbers

Write the addition problem. Find the sum.

1. $26 + 52$

	Tens	Ones
	<input type="text"/>	<input type="text"/>
+	2	6
	5	2
	7	8

2. $31 + 19$

	Tens	Ones
	<input type="text"/>	<input type="text"/>
+		

3. $47 + 28$

	Tens	Ones
	<input type="text"/>	<input type="text"/>
+		

4. $56 + 34$

	Tens	Ones
	<input type="text"/>	<input type="text"/>
+		

5. $63 + 26$

	Tens	Ones
	<input type="text"/>	<input type="text"/>
+		

6. $75 + 13$

	Tens	Ones
	<input type="text"/>	<input type="text"/>
+		

7. $68 + 29$

	Tens	Ones
	<input type="text"/>	<input type="text"/>
+		

8. $54 + 37$

	Tens	Ones
	<input type="text"/>	<input type="text"/>
+		


9. Paul has a stack of 43 pennies and a stack of 36 pennies. How many pennies does he have altogether?

- (A) 47 pennies
- (B) 66 pennies
- (C) 79 pennies
- (D) 89 pennies

10. **Estimation** One jar has 38 buttons. Another jar has 43 buttons. About how many buttons are in both jars?

- (A) about 80 buttons
- (B) about 70 buttons
- (C) about 60 buttons
- (D) about 50 buttons

Name _____



Add Two-Digit Numbers With or Without Regrouping

Use

tens	ones

, , and \square . Regroup if you need to.

1.

tens	ones

tens	ones

tens	ones

tens	ones

2	5
+ 1	7
4	2

4	6
+ 2	3

7	1
+ 1	5

3	5
+ 4	7

2.

5	9
+ 3	6

8	6
+ 1	2

1	7
+ 4	8

6	4
+ 2	6

3.

3	9
+ 2	6

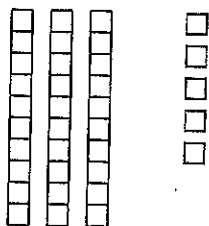
5	8
+ 4	1

7	4
+ 1	9

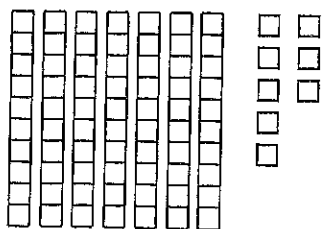
4	1
+ 3	9

Problem Solving Visual Thinking

4. We started with this.



Now we have this.



Draw what was added.

© Scott Foresman Addison Wesley 2

Notes for Home Your child added two-digit numbers with and without regrouping. *Home Activity:* Have your child use dried beans or macaroni to explain why it sometimes is necessary to regroup.